

Meeting of:	Homes and Safe Communities Scrutiny Committee
Date of Meeting:	Wednesday, 09 October 2024
Relevant Scrutiny Committee:	Homes and Safe Communities
Report Title:	Youth Justice and Early Support Service: End of Year Performance Report
Purpose of Report:	To inform Scrutiny Committee about the End of Year Performance of the Youth Justice and Early Support Service during the period April 2023 – March 2024.
Report Owner:	Director of Social Services
Responsible Officer:	Youth Justice and Early Support Service (YJESS) Manager
Elected Member and Officer Consultation:	Councillor Williams; Head of Children and Young People Services; Performance and Information Officer, Youth Justice and Early Support Service; Legal Services; Accountancy.
Policy Framework:	This report is consistent with the Policy Framework and Budget
<p>Executive Summary:</p> <ul style="list-style-type: none"> • This report brings to the attention of Scrutiny Committee, the performance of the Youth Justice and Early Support Service for the period April 2023 to March 2024. • The report is designed to enable elected members to have effective oversight of the performance of the Youth Justice and Early Support Service (YJESS). 	

Recommendation

1. That Scrutiny Committee considers the content of the performance report.

Reason for Recommendation

1. To ensure that elected Members are able to exercise oversight of the Youth Justice and Early Support Service and its performance against designed indicators (UK and local).

1. Background

1.1 As part of its grant funding terms and conditions, the Youth Justice and Early Support Service is required by the Youth Justice Board (YJB) to undertake performance reporting in relation to a number of key performance indicators.

1.2 The performance indicators on which we report are:

- National (England and Wales) indicators
 - Reduction in first time entrants
 - Reduction in re-offending
 - Reduction in use of Custody
- Local Performance Indicators (agreed by the Vale YJESS Management Board)
 - Re-offending by young people in the Youth Justice System
 - Re-offending by young people starting a Diversion intervention
 - Number of victims participating in Direct Restorative Justice
- *New Key Performance Indicators (from April 2023)
 - Suitable accommodation
 - Education, training and employment
 - Special educational needs and disabilities/additional learning needs
 - Mental health care and emotional wellbeing
 - Substance misuse
 - Out-of-court disposals
 - Links to wider services
 - Management board attendance
 - Serious violence
 - Victims

*Please note that this report will not contain information in relation to the new Key Performance Indicators. Due to national technical software issues between the software providers and YJB data systems, published date will not be available until 2025.

2. Key Issues for Consideration

- 2.1** The performance report for April 2023 to March 2024 is attached at Appendix 1. This includes analysis of the performance data.
- 2.2** Local performance measures have been included to provide a greater depth of understanding of performance in specific areas. Where available, comparisons with other areas across Wales have also been included for First Time Entrants re-offending and custody performance indicators.
- 2.3** Performance data for First Time Entrants to the Youth Justice system is for a period of 12 months from January to December 2023. There is a 10% increase in first time entrants compared to the same period last year based on the rate per 100,000 for the Vale. The actual numbers of children/young people entering the system overall is decreasing, which is reflective of the significant reduction in statutory interventions across the Youth Justice System. This increase represents 1 in the current period (2022/2023 was 10 First Time Entrants and 2023/2024 was 11).
- 2.4** When comparing performance against other areas, there has been 10% increase across South Wales, 3.7% increase across Wales and a decrease of 1.8% across the YJS family. The YJS family consists of Stockport, Warwickshire, Solihull, North Somerset, Nottinghamshire, Lancashire, Essex, Staffordshire, York and East Riding of Yorkshire.
- 2.5** Whilst the data indicates there has been a 10% increase in First Time Entrants in the Vale during this period, it must be noted that overall performance remains positive. This should be viewed in the context of the very low numbers of children per 100,000 in the Vale of becoming First Time Entrants. This relates to 83 children in the Vale. Overall, this is 50% lower per 100,000 than South Wales (153 children) and Wales (175 children).
- 2.6** It is significant to note over the past 3 years, there is an increasing rate of children across South Wales area becoming First Time Entrants per 100,000. For example, in Bridgend there were 174 children in 2023/24 and Neath/Port Talbot 199 children. In this regard, the Vale is maintaining a positive trajectory, which evidences strong overall performance as we have preserved low numbers of children per 100,000 at a time when this rate is doubling in neighbouring authorities.
- 2.7** This has been highlighted by YJB Cymru as an area of effective practice and there has been a request to share learning with other Youth Justice Services across Wales, demonstrating the measures we have put in place, such as a local reoffending tracker. This has enabled us to maintain a highly responsive and contextualised approach, which along with local audits including multi agency audits has enabled us to do more of 'what works' in collaboration with children and families and highlight/address barriers.

2.8 This has also been underpinned by an increase in the flexible intervention offer for out of court disposals and a robust, strengths based preventative offer. The preventative offer has been enhanced by the introduction of the Turnaround programme, for which additional 3-year grant funding was received in December 2022. Additional multi-funding received from the Ministry of Justice enabled us to enhance capacity for our early preventative offer. It enabled us to recruit into an additional post of Turnaround Support Practitioner to increase capacity and improve outcomes for children on the cusp of entering the youth justice system. Unfortunately, we have received confirmation that this funding is concluding in April 2025, which presents a potential risk to resilience in this key area.

2.9 Annual data – aggregated quarterly data

Binary Rate – This shows whether a child/young person in the cohort has reoffended in the 12-month period. The Vale at the reporting point was 50% compared to the South Wales figure of 37% and the Wales figure of 35.4%.

Re-offences/Reoffenders - This shows the number of reoffences by reoffenders within the cohort during the tracked 12-month period. Children/young people are tracked beyond the age range of YJESS involvement, therefore 18-year-olds and above are incorporated into this measure. The Vale has seen a similar trend to National and Welsh data, of a decrease in the number of reoffences per offender.

2.10 The data presented within this report is aggregated quarterly data, which means a child/young person who has reoffended within each quarter will be counted four times, and 12 months of their reoffending will also be counted four times.

2.11 There were 14 children/young people in the Vale in the National annual tracking cohort. The data demonstrates that 7 of the 14 young people tracked have re-offended during the period, committing a total of 19 offences. This equates to a re-offending percentage of 50% with 2.7 re-offences per re-offender.

2.12 With respect to local performance measures, there are 43 children/young people represented in the live tracking cohort. These children/young people are those who received an out of court disposal, pre court or community disposal or started a prevention intervention between 1st January and 31st March 2023.

2.13 At the end of the first 3-month tracking period, there was 1 child (2.3%) in the cohort who had reoffended. After 12 months, 13 (30%) had reoffended, committing a total of 26 offences which amounts to 2.0 reoffences per reoffender.

2.14 Whilst there has been an increase in the reoffending percentage in the National annual tracking, YJESS local measures which relate to all interventions open to the service and not just statutory interventions, is 30%, which is below that of the South Wales and Wales measure. Due to the low numbers of children in the Vale who enter the Criminal Justice System reflected in the low level of First Time Entrants, the cohort of children within this group will present the greatest complexity of risk and need. It is also significant to note the number of offences

committed by children in the Vale (2.7%) is lower than across Wales (4.8%). This indicates fewer victims are impacted in terms of numbers.

- 2.15** The YJESS will continue to complete file reoffending audits to support the analysis of reoffending. Analysis is undertaken from a multi-agency perspective to identify any potential barriers or opportunities for learning and to evidence best practice in ensuring positive outcomes for the children we support.
- 2.16** Regarding custody, this indicator measures the percentage of custodial sentences issued to children/young people as a proportion to all court disposals. There was one young person sentenced to custody in the Vale in the period April 2023 – March 2024. This presents a departure from previous years, as 0 children had been sentenced to custody for a period of 4 years prior to this. However, this young person had committed a serious offence and initially we had been successful in obtaining a non-custodial sentence. They, unfortunately, placed themselves in breach of this Order and after being returned to Court, then received a 12-month Detention and Training Order (DTO).
- 2.17** Consequently, a review was undertaken and a presentation given to the YJESS Management Board reflecting the complex and traumatic background of the young person and their involvement with services. The Head of Children and Young People Services subsequently facilitated a wider 'learning event' inviting multi agency partners from Health, Education, Police, Probation Children and Young People Services and Youth Justice. Multi-agency partners were invited to provide any information they had in respect of the young person.

The aim of the day was to discuss and undertake reflections on learning in relation to:

- The early stages of our involvement
- Prevention
- Working in partnership / transitions
- Assessment of need
- The child / young person's voice
- Managing risk
- Decision making
- Placement finding and stability
- Our role of corporate parents

- 2.18** Feedback from the event was positive with agreement that similar exercises would be beneficial for other young people so that good practice is shared and any gaps in provision can be addressed by agencies to the benefit of the young person going forward.
- 2.19** Access to Restorative Justice (Local Performance Indicator) information indicates there were 61 interventions that closed in the period April 2023 – March 2024 and 65 identified victims. 62 victims were offered direct and indirect restorative justice, there was an attempt to contact the other 3 victims by phone and letter although there was no response, or they declined contact.

- 2.20** Engagement in restorative justice is voluntary on the part of both the victim and the child/young person. Changes to the performance measure for restorative justice commenced nationally in April 2023, although was already reflected in the Vale on a local basis. This has resulted in an increase in victim feedback and face to face victim engagement.
- 2.21** Confirmation of the Youth Justice Board grant funding for 2024-2025 was received on the 8th August 2024. In addition, the 2024-2025 Youth Justice and Early Support Service Plan was submitted to the YJB on the 31st of July 2024.

3. How do proposals evidence the Five Ways of Working and contribute to our Well-being Objectives?

- 3.1** The work of the YJESS helps the Council to achieve Well-being Outcome 1 (An inclusive and safe Vale in the Corporate Plan 2020- 2025) and specifically Objective 2: Providing decent homes and safe communities.
- 3.2** The YJESS Prevention Service forms part of the Local Authorities suite of services in relation to prevention and early intervention, working closely with Flying Start, Families First and others to ensure that children and young people receive the right services at the right time to address their identified needs.
- 3.3** The YJESS is a multi-agency collaborative service which embodies the five ways of working by providing an integrated preventative service.

4. Climate Change and Nature Implications

- 4.1** The work of the YJESS supports climate change and nature implications primarily through the strong reparative offer which is embedded within service provision. The Vale of Glamorgan YJESS has a full time Reparation Officer who facilitates a variety of innovative and skills-based projects for young people to undertake reparation in the community. They also work very closely with the Victim Liaison Officers to support with any direct or indirect reparation.
- 4.2** The YJESS Reparation Officer is skilled in engaging children and is creative in his approach with a particular passion for the environment. Examples of this can be seen in him delivering sessions on environmental awareness issue which he then links in practically with 'beach clean' reparation sessions and graffiti removal.
- 4.3** Another example of an innovative reparation project is the Boots for Bluebirds appeal. The YJESS is delighted to be part of a team up with Cardiff City Foundation and their 'Boots for Bluebirds' appeal. Cardiff City Foundation receive and collect donations for football boots, trainers and shinpads of all sizes which have been used. These boots and trainers have been provided to YJESS and as a reparation opportunity young people can assist in polishing and restoring the boots which can then be redistributed back into the community.



5. Resources and Legal Considerations

Financial

- 5.1 The performance reported was achieved within allocated resources. Scrutiny Committee will be aware that it is not possible to guarantee sufficient contributions to the YJESS budget long term because of its reliance on contributions from partner organisations and annual grants from various sources.
- 5.2 The YJB grant for 2024/2025 was confirmed in August 2024.

Employment

- 5.3 The work of the YJESS supports children and young people to access education training and employment opportunities.

Legal (Including Equalities)

- 5.4 The Youth Justice Board has a number of functions. In accordance with Section 41(5) of the Crime and Disorder Act 1998 with the approval of the Secretary of State the Board has the authority to make grants to Local Authorities and other persons for the purposes of the operation of the Youth Justice Service and the provision of Youth Justice Services subject to such conditions the Board consider appropriate including conditions as to repayment. The Board can obtain information from relevant authorities for the purpose of monitoring the operation of the youth justice system and the provision of services and to advise the relevant Government Minister on a number of matters.
- 5.5 There are no equality implications directly as a result of this report.

6. Background Papers

Report to Homes and Safe Communities Scrutiny Committee – 11th October 2023; 7th November 2022; 13th October 2021 and 16th October 2019.

Appendix 1



Vale Youth Justice and Early Support Service

YJB Performance Indicators
April – March 2023/24 Report

NATIONAL INDICATOR – FIRST TIME ENTRANTS

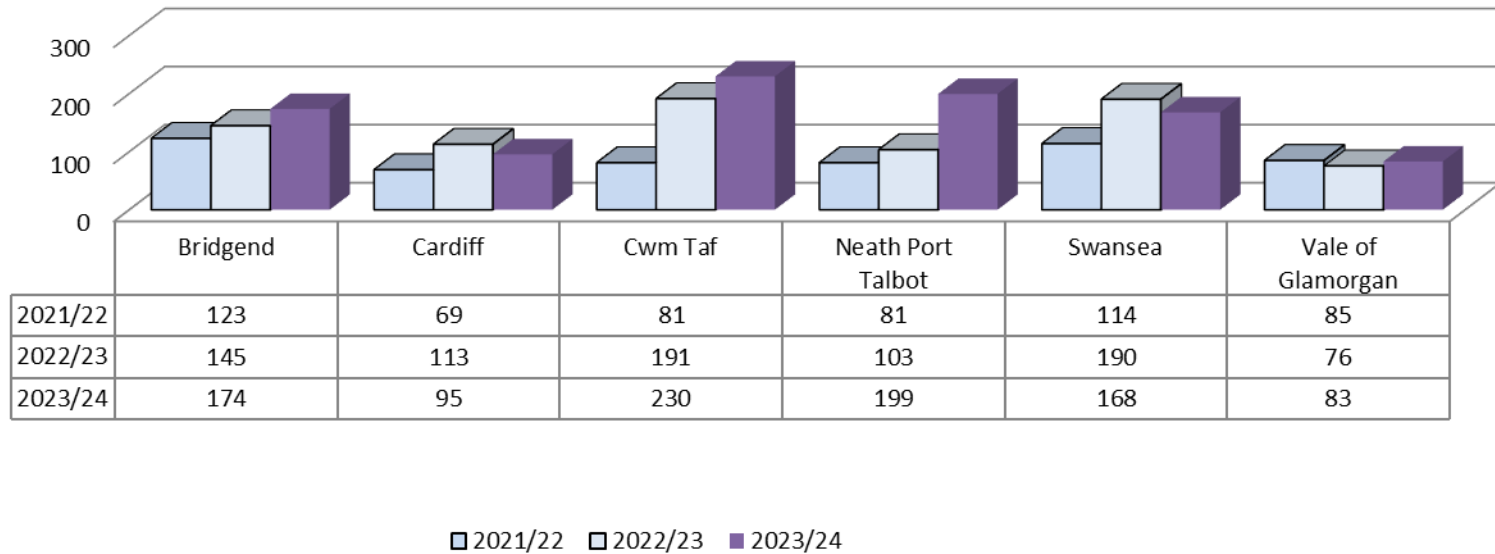
Rate of FTEs per 100,000 10-17 year olds

200

0

	Jul 22 - Jun 23	Oct 22 - Sep 23	Jan 23 - Dec 23	Apr 23 - Mar 24
Vale of Glamorgan	76	83	91	83
Wales	169	172	172	175
South Wales PCC Area	147	154	153	157
England & Wales	171	168	165	161

**First Time Entrants
PNC DATA Rate per 100,000
12 Month Rolling Cohort
April-March**



Rate per 100,000 of 10-17 yrs population	Vale of Glamorgan	South Wales	Wales
April 2023 – March 2024	83	157	175
April 2022 – March 2023	76	143	166

First Time Entrants

Definition

The rate of first-time entrants (FTEs) to the criminal justice system per 1,000 children/young people aged 10-17 in the local population. These are defined as children/young people (aged 10 – 17) who receive their first substantive outcome (a pre court disposal with or without an intervention, or a court disposal for those who go directly to court.)

Targets

The YJESS has an overarching target to reduce the numbers of children/young people entering the Criminal Justice System for the first time (FTEs) on a quarterly basis.

The performance indicator in relation to First Time Entrants changed in 2011 and was via PNC for the Youth Justice Board. From Q2 2022/3 this was reverted back to Case level data due to the discrepancies in published data, and any comparisons with different periods must be made with caution.

The performance detailed is for the Period April – March 2024

There is a 10% increase in first time entrants compared to the same period last year based on the rate per 100,000 for the Vale. The actual number of children/young people increasing is 1 (2022/3 was 10 FTE and 2023/24 was 11), This is in comparison with a 10% increase across South Wales and an 3.7% increase across Wales and a decrease of 1.8% across the YJS family. (The YOT Family consists of Stockport, Warwickshire, Solihull, North Somerset, Nottinghamshire, Lancashire, Essex, Staffordshire, York, and East Riding of Yorkshire.)

Performance against this indicator since the introduction of preventative and out of court diversionary interventions has previously fluctuated around the 25-40 first time entrants per 12-month period. This is now seeing a further decrease over the last few years with an increase with the flexible intervention offer for out of courts, using a decision-making panel, and a preventative offer, including the new Turnaround offer, although Turnaround funding is ending in March 2025.

Welsh YOT Comparisons

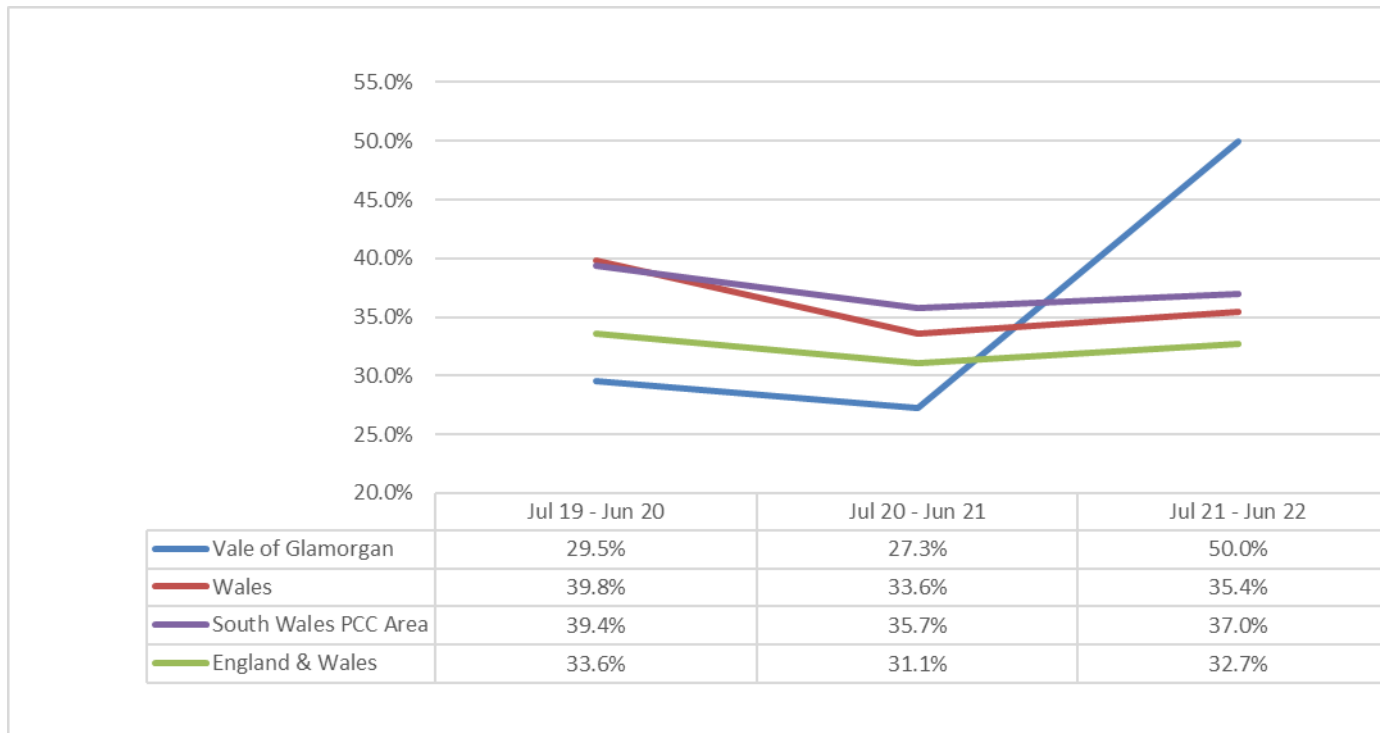
	Actual Number	Rate per 100,000	Actual Number	Rate per 100,000	% Change
Blaenau Gwent and Caerphilly	22	96	26	113	21.5%
Bridgend	20	145	24	174	20%
Cardiff	39	113	33	95	-15.4%
Carmarthenshire	40	226	26	147	-35%
Ceredigion	11	199	No data	No Data	No data
Conwy and Denbighshire	44	229	48	250	9.1%
Cwm Taf	55	191	66	230	20%
Flintshire	29	195	44	296	51.7%
Gwynedd and Ynys Mon	30	179	54	323	80%
Monmouthshire and Torfaen	25	144	16	92	-36%
Neath Port Talbot	14	103	27	199	92.9%
Newport	22	136	No data	No Data	No data
Pembrokeshire	25	218	26	227	4%
Powys	30	265	32	283	6.7%
Swansea	42	190	37	168	-11.9%
Vale of Glamorgan	10	76	11	83	10%
Wrexham	27	203	42	316	55.6%

*Good Performance is typified by a negative percentage

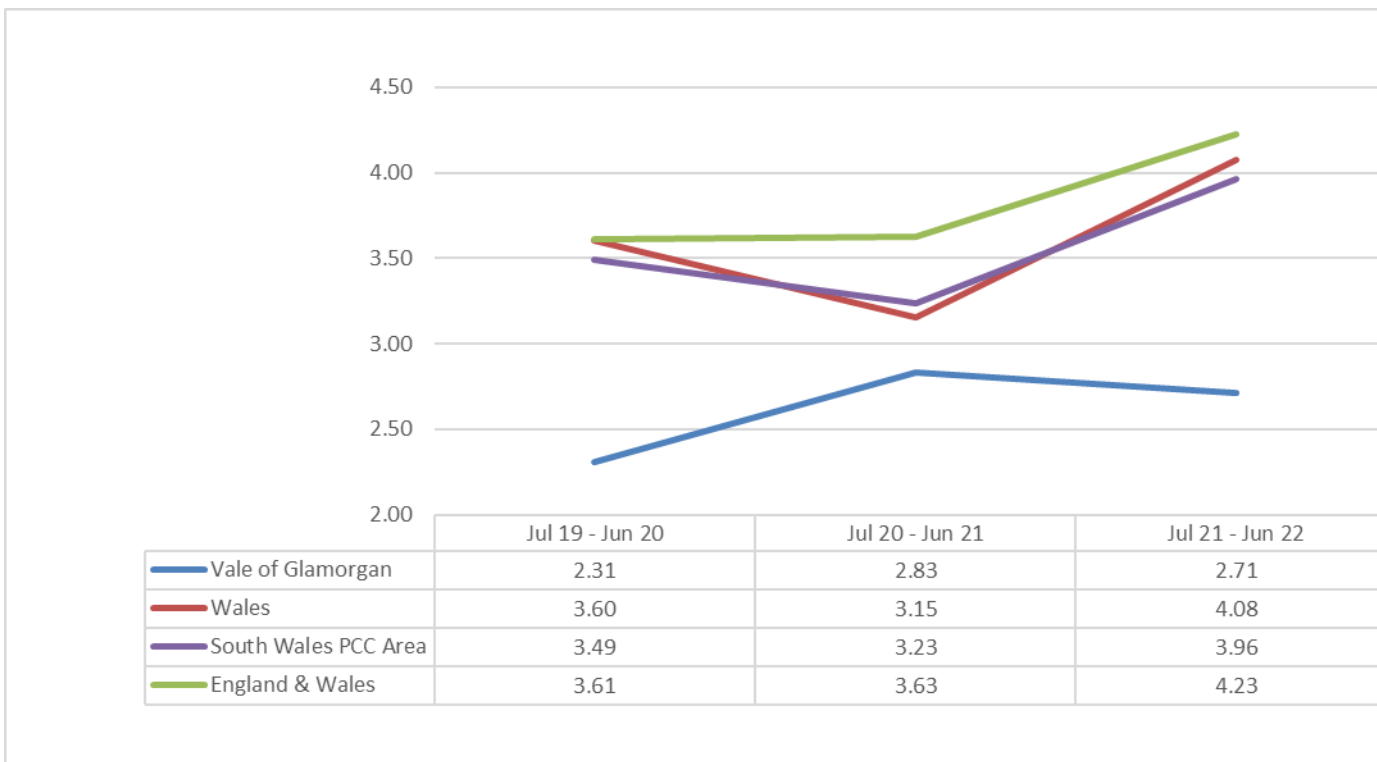
NATIONAL INDICATOR AND LOCAL INDICATOR – REOFFENDING

The Ministry of Justice has changed the methodology for measuring reoffending. There has been a move to a three-month cohort rather than a 12-month cohort. The cohort will still be tracked over 12 months. Changing from annual cohorts to the quarter cohorts results in a greater proportion of prolific offenders and hence higher reoffending rates, though both measures show similar trends over time at a national level.

Binary Rate (% of reoffenders) Annual Weighted Average



Frequency Rate (number of re-offences per reoffender) Annual Weighted Average



Reoffending

Definition

The number of further proven offences committed by a cohort of children/young people receiving a community order within 12 months per young person in that cohort.

Targets

There are currently no specific numeric targets. The YJESS does have an overarching target to reduce the numbers of children/young people re-entering the Criminal Justice System. The YJESS aims to reduce the number of re-offenders year on year.

Period	Number in the Cohort	Number of Reoffenders	Number of Reoffences	Number of Reoffences per Reoffender	% Reoffending
July 21 – June 22	14	7	19	2.71	50%
July 20 – June 21	22	6	17	2.83	27.3%

It is important to note that YJB performance is always approximately 18 months behind current data to allow for criminal justice outcomes.

Annual data – aggregated quarterly data

Binary Rate – This shows whether a child/young person in the cohort has reoffended in the 12-month period. The Vale at the reporting point was 50% compared to the South Wales figure of 37% and the Wales figure of 35.4%

Reoffences/Reoffenders – This shows the number of reoffences by reoffenders within the cohort during the tracked 12-month period. Children/young people are tracked beyond the age-range of YJESS involvement therefore 18-year-olds and above are incorporated into this measure. The Vale has seen a slight decrease in the number of reoffences per reoffender. The Vale has a rate of 2.71 compared to 4.08 in Wales and 3.96 in South Wales.

There were 14 children/young people in the annual cohort, 7 of the 14 reoffended (50%) committing a total of 19 re-offences (2.71 re-offences pre re-offender). As the data is aggregated quarterly data, a child/young person who has reoffended within each quarter will be counted 4 times and 12 months of their reoffending will also be counted 4 times.

Welsh YOT Comparisons

	Jul 20 - Jun 21						Jul 21 - Jun 22					
	Number in cohort	# Reoffenders	# Reoffences	Reoffences reoffender	Reoffences offender	%Reoffending	Number in cohort	# Reoffenders	# Reoffences	Reoffences reoffender	Reoffences offender	%Reoffending
Blaenau Gwent and Caerphilly	59	17	46	2.71	0.78	28.8%	39	16	70	4.38	1.79	41.0%
Bridgend	31	8	29	3.63	0.94	25.8%	33	11	72	6.55	2.18	33.3%
Cardiff	66	26	59	2.27	0.89	39.4%	59	22	60	2.73	1.02	37.3%
Carmarthenshire	43	10	35	3.50	0.81	23.3%	52	12	41	3.42	0.79	23.1%
Ceredigion	10	3	6	2.00	0.60	30.0%	12	1	1	1.00	0.08	8.3%
Conwy and Denbighshire	81	35	120	3.43	1.48	43.2%	62	29	150	5.17	2.42	46.8%
Cwm Taf	52	17	65	3.82	1.25	32.7%	44	18	74	4.11	1.68	40.9%
Flintshire	46	19	67	3.53	1.46	41.3%	51	18	60	3.33	1.18	35.3%
Gwynedd and Ynys Mon	86	23	57	2.48	0.66	26.7%	51	15	57	3.80	1.12	29.4%
Monmouthshire and Torfaen	49	12	53	4.42	1.08	24.5%	30	12	45	3.75	1.50	40.0%
Neath Port Talbot	35	17	56	3.29	1.60	48.6%	27	11	56	5.09	2.07	40.7%
Newport	50	14	42	3.00	0.84	28.0%	24	4	11	2.75	0.46	16.7%
Pembrokeshire	39	17	32	1.88	0.82	43.6%	37	11	80	7.27	2.16	29.7%
Powys	21	6	18	3.00	0.86	28.6%	15	9	18	2.00	1.20	60.0%
Swansea	57	20	78	3.90	1.37	35.1%	50	15	52	3.47	1.04	30.0%
Vale of Glamorgan	22	6	17	2.83	0.77	27.3%	14	7	19	2.71	1.36	50.0%
Wrexham	27	10	40	4.00	1.48	37.0%	32	13	47	3.62	1.47	40.6%

Local Data Reoffending Measure

There are **43** children/young people in the live tracking cohort. These children/young people who started a prevention intervention or received an out of court disposal, pre court or community disposal between 1st Jan 2023 – 31st March 2023.

Frequency Rate by Re-Offender (i.e., all young people within the tracked re-offending cohort)

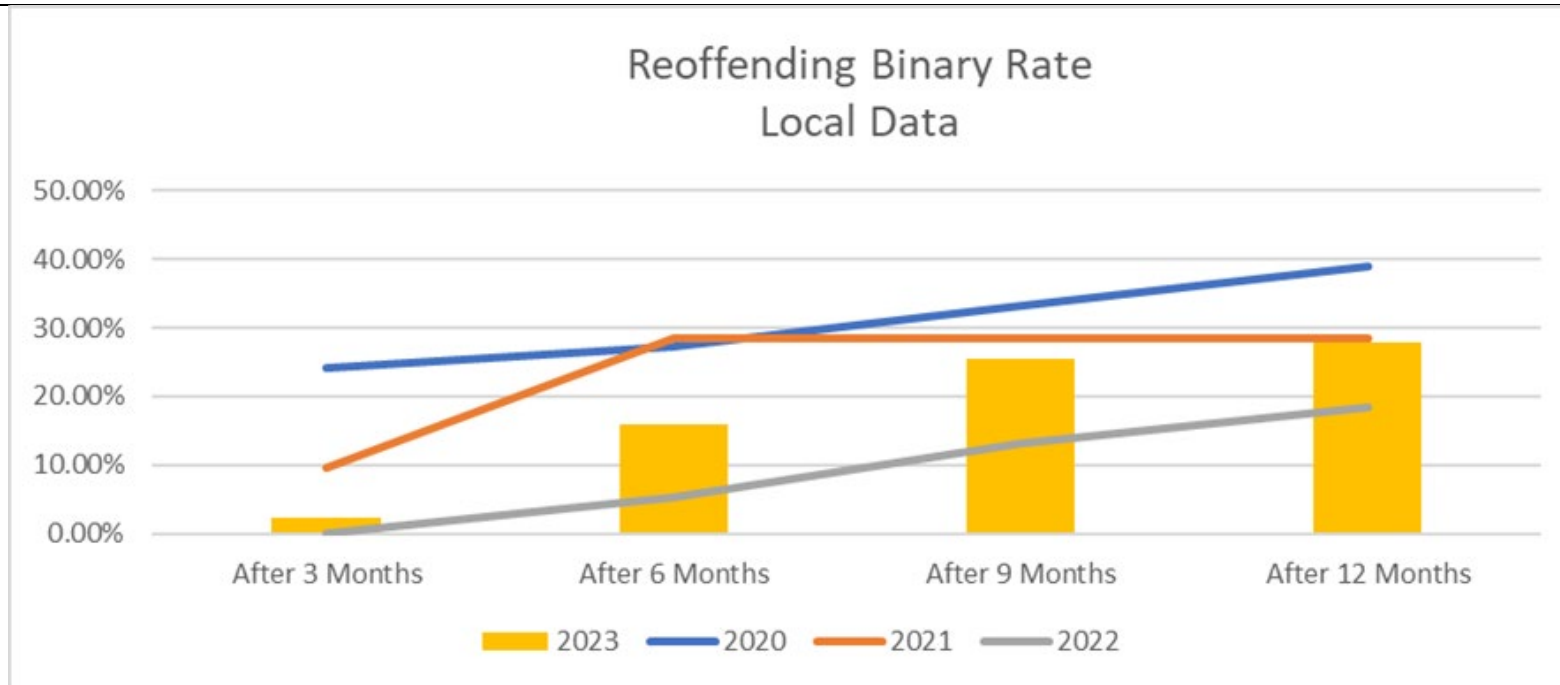
Total number of offences in the period / Total number of children/young people in the cohort who have reoffended

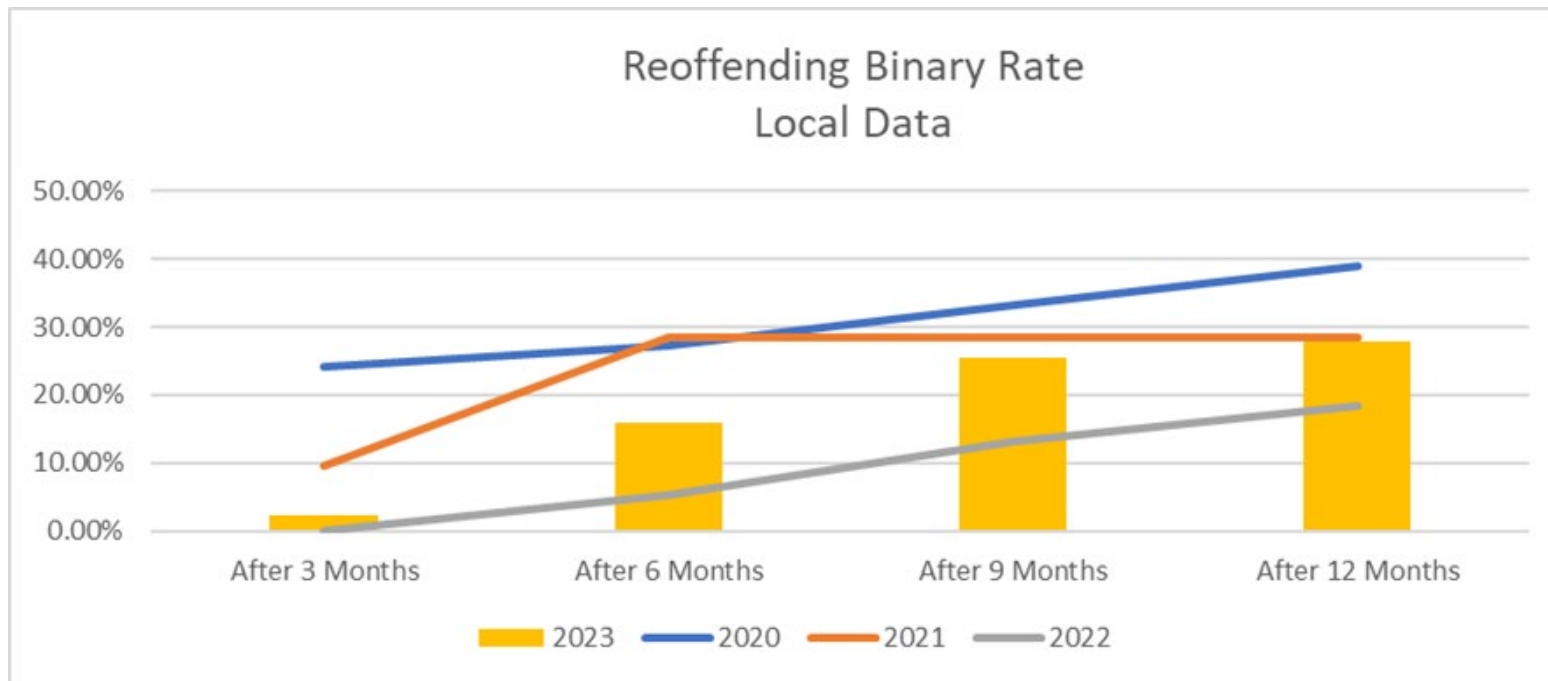
After 12 months, from the 43 children/young people in the cohort, 13 offended and 26 new offences received outcomes, which is 2.0 re-offences per reoffender.

Binary Rate of Reoffending

The Percentage of children/young people in the cohort who reoffend in the tracking period

After 12 months, 13 had reoffended, which is 30% of the cohort.





There are 43 children/young people in the live tracking cohort. These children/young people received an out of court disposal, pre court or community disposal or starting a Prevention intervention between 1st Jan 2023 – 31st March 2023.

- At the end of the first 3-month tracking period 1 child in the cohort had reoffended and received an outcome.
- At the end of the 6-month tracking a further 7 children has offended and received an outcome
- At the end of 9-month tracking, 3 further children offended and 1 child from the previous quarter reoffended again
- At the end of 12-month tracking, 2 more children offended and committed 4 offences with an outcome of a referral order and out of court disposal.

The YJESS will continue to complete file reoffending audits, to ensure the best outcome for the children we support.

NATIONAL INDICATOR - CUSTODY

Definition

This indicator measures the percentage of custodial sentences (Detention and Training Orders (DTO), Section 90-92, Section 226, and Section 228) issued to children/young people as a proportion to all court disposals (substantive outcome excluding pre- court outcomes) received by children/young people.

Targets

There are currently no specific numeric targets though the YJESS has an overarching target to reduce the numbers of children/young people receiving custodial sentences.

Use of custody rate per 1,000 of 10-17 population *Good performance is typified by a low rate			
	Vale of Glamorgan	Wales	South Wales
April – March 2024	0.08	0.09	0.13
April – March 2023	0.00	0.10	0.11
change from selected baseline	0.08	-0.01	0.02

The table above details the number of custodial outcomes during a rolling 12-month period, per 1,000 children/young people.

There was one young person sentence to custody in the Vale in the period

In 2022/23 the YJESS completed 8 Pre-Sentence Reports (PSRs) all of the proposals recommended by the YJESS were agreed by the Magistrates.

Welsh YOT Comparisons

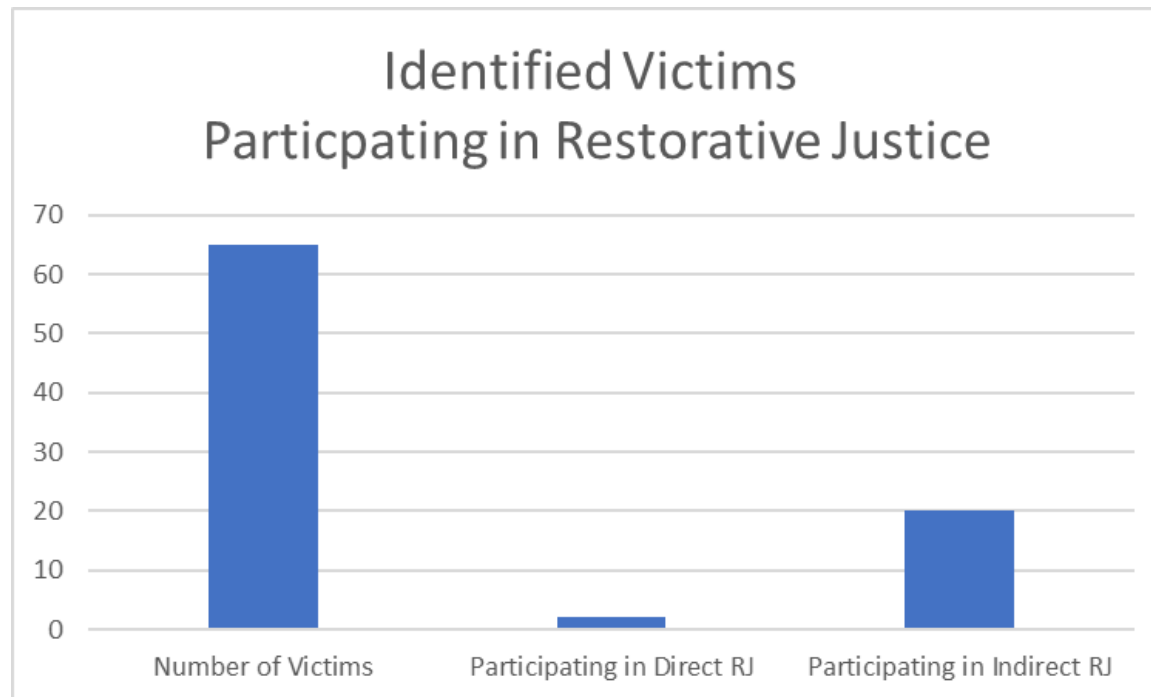
	2022/23				2023/24			
	Apr - Jun	Jul - Sep	Oct -Dec	Jan-Mar	Apr - Jun	Jul - Sep	Oct -Dec	Jan-Mar
Blaenau Gwent and Caerphilly	0	0	0	0	0	0	1	0
Bridgend	1	0	0	0	0	0	1	0
Cardiff	3	1	1	0	0	0	0	2
Carmarthenshire	0	0	0	1	0	0	0	0
Ceredigion	0	0	1	1	0	1	0	0
Conwy and Denbighshire	0	1	0	2	0	0	0	2
Cwm Taf	0	0	1	1	1	1	6	1
Flintshire	2	1	0	2	1	1	0	0
Gwynedd and Ynys Mon	0	0	0	0	0	0	0	0
Monmouthshire and Torfaen	0	0	0	1	0	0	1	0
Neath Port Talbot	0	1	0	0	0	1	0	0
Newport	0	0	0	0	0	1	0	n/a
Pembrokeshire	0	1	0	0	0	0	0	0
Powys	0	0	0	0	0	1	0	0
Swansea	0	1	3	1	0	3	0	0
Vale of Glamorgan	0	0	0	0	0	0	0	1
Wrexham	0	1	0	0	0	0	0	0

LOCAL INDICATOR – RESTORATIVE JUSTICE

Definition: The YJESS has a duty under the Victims' Code of Practice to contact all identified victims of youth crime, who have consented for their information to be shared with the YJESS. The local restorative justice measure identifies all intervention which have closed within the period which have a victim linked to the intervention. The measure examines whether the victim has been contacted; an offer made in relation to direct restorative justice and if requested, whether the victim receives the offer made.

It is worth noting that if the victim is a victim of an offence which was committed by more than one young person, they will be counted more than once with the returns, as the victim will receive separate offers of restorative justice tailored to the victims needs and also the young people's interventions.

Targets: To increase the number of Victims who receive Direct Restorative Justice and improve public confidence.



There were 61 interventions that closed in the period April 2023 – March 2024 and 65 identified victims.

62 victims were offered direct and indirect restorative justice, there was an attempt to contact the other 3 victims by phone and letter although there was no response, or they declined contact.

2 victims received direct restorative justice and 20 received indirect.

4 victims responded to the victim questionnaire and confirmed they were satisfied with the process.

As of April 2023, this KPI to the YJB also looks at involvement and support from the service.