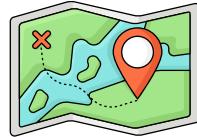



# PLAYFUL PLACES

## IDEAS FOR MAKING PLACES MORE PLAYFUL

### PLAY WITH THE WEATHER

Use the weather as a play thing: splash in puddles, fly a kite, chase shadows




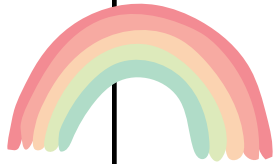
Explore the natural world around you, what can you discover?



You can keep a log of all the things that you notice

### COLOURS OF THE RAINBOW

How many different colours can you see where you are?



### PAVEMENT PICTURES

How can you use chalks or natural materials you find to make the space you're in more playful?

### THE SKY IS THE LIMIT

What can you see in the shapes of the clouds?



### A STROLL FOR THE SENSES

Take a walk in your area, what can you see, hear, smell, touch and taste?



### PLAYFUL STREETS

Think about the street you live in, is it playful?  
What would make it a better place to play?  
Design an ideal street to play in.



### MAKING MUSIC

What sounds can you hear where you are? What can you use to create your own music?



VALE of GLAMORGAN



BRO MORGANNWG

X f i  
@valeplayteam



# PLAYFUL PATHS

## IDEAS FOR MAKING PLACES MORE PLAYFUL

### PLAY JOURNEYS

Log the different play journeys you make: where do you go, how do you get there, what do you see along the way?

### X MARKS THE SPOT

Draw a map, create clues on the way and make your own natural treasure to hunt for!



Explore the natural world around you, what can you discover?



You can keep a log of all the things that you notice

### WALK THIS WAY

Travel to your destination in as many playful ways as you can. Walk tall like a tree, roll like a log, or run like a leaf blowing in the wind!



### GET LOST IN NATURE

Create a path using natural materials you find whilst you explore. Can you find your way back to where you started?

### FOLLOW THE LEADER

Guide your blindfolded partner to a tree of your choice.

Allow them to explore the tree, using all of their other senses.

Guide them away from the tree following a new path.

Remove the blindfold.

Can they work out which tree they explored?




# PLAYFUL PRINTS

## IDEAS FOR MAKING PLACES MORE PLAYFUL

### MUDDY PRINTS

Make your own prints in the mud. Can you decorate a tree with your prints?

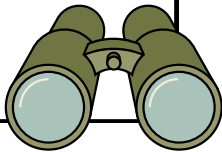


### SPECIES SAFARI

Look up, look down, look all around.

How many different animal footprints can you find?

Design your own animal footprint for someone else to find!




Explore the natural world around you, what can you discover?

### TRY YOUR HAND AT HAPA-ZOME

The Japanese technique of smashing flowers and leaves into fabric. Sandwich your design between two pieces of cloth, and use a pebble or stone to tap the fabric and release the natural dye!



### BARKING UP THE WRONG TREE



Create rubbings of different tree bark, how does each one differ? Shuffle them up and see if you can match the bark to the correct tree!



You can keep a log of all the things that you notice

### NATURE FRAMES

Make a frame using recycled materials or items you find in the natural world around you. The frame can be any shape or size you like. Use your frame to create your own artwork: hold the frame up or place it on the floor. What amazing art can come to life within your frame?



VALE of GLAMORGAN



BRO MORGANNWG

X f i  
@valeplayteam





# PLAYFUL PARKS

## IDEAS FOR MAKING PLACES MORE PLAYFUL

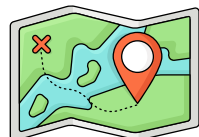


### WHAT CAN YOU HEAR?

Take a moment to be calm and quiet in the space you are in.

It may help if you shut your eyes.

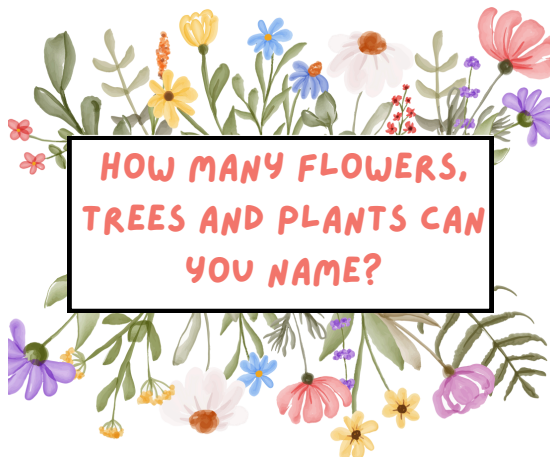
Feel the natural world around you as you breathe in and out.



Explore the natural world around you, what can you discover?



You can keep a log of all the things that you notice



HOW MANY FLOWERS, TREES AND PLANTS CAN YOU NAME?



### A WALK IN THE PARK


Check out our Treasure Hunt

Walks for families and meet Cyril the Squirrel!



### MAKE A DAISY CHAIN

Find a daisy patch, pick your favourites and use your thumb nail to make a slit up the stem of each flower, thread the flowers together and see how long your chain can be!



### PICK UP STICKS

Find a stick and see how many things you can transform it into... from magic wands to dens, the opportunities are endless!



### STONE SCULPTURES

Create a sculpture using various items you find in the park and leave it for others to admire!



VALE of GLAMORGAN



BRO MORGANNWG



# PLAYFUL BINGO

## IDEAS FOR MAKING PLACES MORE PLAYFUL

Organise your own Mini Olympics


e.g. running, tennis ball shot put, paper plate discus, stick javelin.



Paint your face



Make a drum set from various sizes of pots in your recycling. Fill with different amounts of water and hear the different sounds they make



Make an outdoor kitchen and create recipes like grass soup, stone stew or petal perfume.




Make a place for one of your toys to live out of recycling, this could be teddy's town house or Caterpillar castle




Make paper aeroplanes and create a runway to see whose goes the furthest!



Play volleyball using a balloon or see how many times you can tap the balloon into the air without it touching the floor



Come up with a list of actions for every letter of the alphabet. Spell your name and perform the activity on each letter




Build an indoor den



Find a tree and climb it



Grow flowers or vegetables in homemade pots using plastic bottles or cardboard tubes



Spend an afternoon story telling - make up a story about yourself



In a clear space, put lots of objects on the floor (i.e. socks). Close your eyes. Another person has to guide you through the minefield without you touching anything



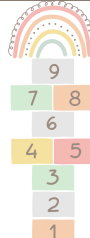
Design a treasure hunt by creating your own clues for your family to find the treasure




Play charades



Create your own hopscotch course and include different actions for each number you land on



Have a water fight



Create your own ten pin bowling. Save your empty bottles to use as your pins then knock them down with a ball or rolled up socks

